

le W A N D

USER GUIDE

	English	2
	Deutsch	24
	Español	46
	Français	68
	Nederlands.	90
	Italiano	112
	Русский	134



OVERVIEW




Congratulations on the purchase of your **Le Wand™ Rechargeable Vibrating Massager**. This product delivers intense and sensual pleasure. The luxurious massager has 10 distinctive, rumbly vibration speeds and 20 vibration patterns. Le Wand's sleek design provides focused vibration in the head of the wand. Powerful, penetrating pleasure is granted in the convenience and versatility of a rechargeable wand.

Le Wand Rechargeable Vibrating Massager is a complete set that features a body-safe silicone head, flexible neck, multi-use disposable texture cover, convenient travel case, and luxurious giftable packaging.

FAQs can be found at
www.lewandmassager.com

Email us at
customerservice@lewandmassager.com
for any unanswered questions

LE WAND RECHARGEABLE VIBRATING MASSAGER

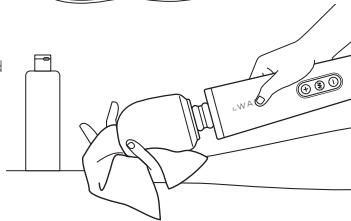
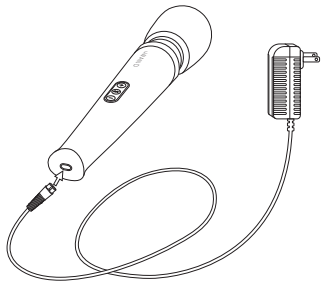


GETTING STARTED

1. Before first use, charge your wand for approximately 3 hours. The supplied charging adapter can be plugged directly into a power outlet. Use only the charging adapter included with this product.

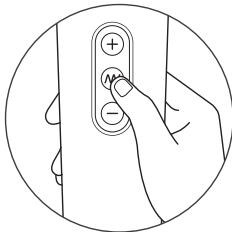
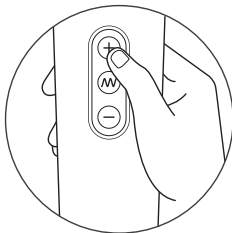
- Flashing Light = Charging
- Solid Light = Fully Charged
- Rapid Flashing Light = Low battery, charge is needed

2. We recommend that you clean the wand head with a mild cleanser, suitable for use with silicone items before and after use.



3. Turn ON your massager by pressing **+**. The light will flash to indicate the product is ON. To control the vibration intensity use the **+** and **-** buttons accordingly.

4. To change the vibration pattern press the center **W** button.



CHARGING YOUR WAND

Insert the charging cable into the designated charging port located at the base of the massager.

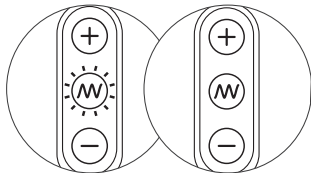
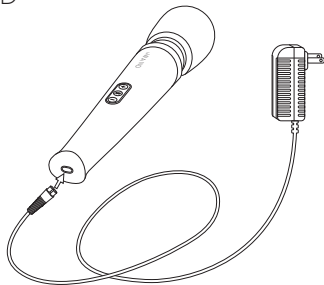
Flashing light = Charging



Solid light = Fully Charged



Rapid Flashing Light = Low battery,
charge is needed

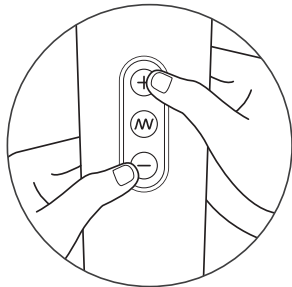


TRAVEL LOCK

- This Le Wand product features a travel lock for safe and convenient travel.

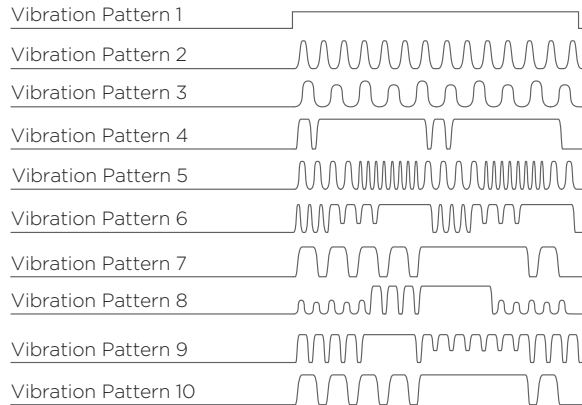
- Simultaneously press and hold the + and – buttons for 3 seconds. Flashing light will indicate the massager is locked.

- To unlock, simply repeat by pressing and hold the + and – buttons for 3 seconds. Flashing light will indicate the massager is unlocked.

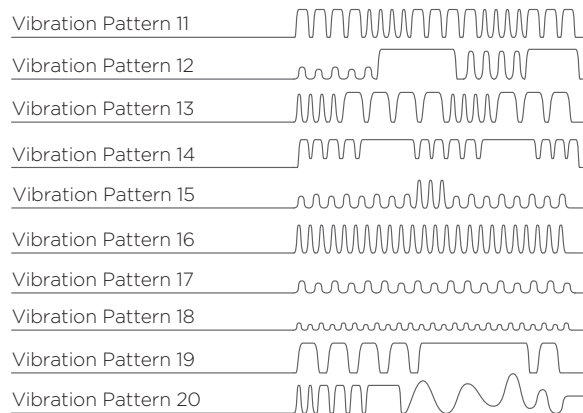


VIBRATING MODES

- There are 10 vibration intensities.
- There are 20 vibration modes, explained below:




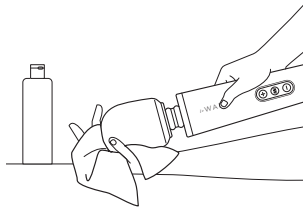
VIBRATING MODES



Le Wand Care

Cleaning, Storage & Safety

1. Always clean your massager thoroughly before and after each use.
2. We recommend that you clean the wand head with a mild cleanser that is suitable for use with silicone items.
3. Avoid leaving your massager in direct sunlight and never expose it to extreme heat.
4. The massager is not waterproof. Keep away from water, and never immerse your massager.



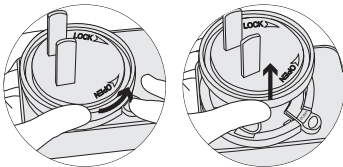
WARNINGS AGAINST MISUSE

- For adult use only. For external use only. Remove any loose clothing or jewelry before use.
- Always unplug the massager from the outlet immediately after charging.
- Do not attempt to modify or dismantle the product.
- Do not attempt to carry the product by power cord, or use power cord as a handle.
- Do not place the massager in water. Never wash the wand with water or boiling liquids. Clean thoroughly only with suitable toy cleaner as directed after each use.
- Not recommended for continue use longer than 15 minutes, and suggested to allow the unit to rest for 30 minutes between use.
- Never use the product near a source of heat or while smoking. Do not use product under a blanket or pillow. Keep all air openings free of lint, hair etc. and make sure not to operate in condition where air openings may become blocked.

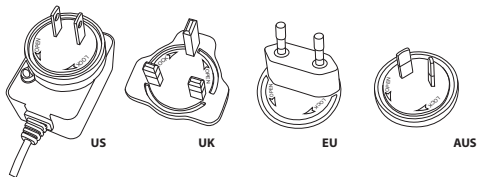
UNIVERSAL ADAPTER INSTRUCTIONS

STEP 1:

Rotate prongs counter-clockwise to unlock and remove.



STEP 2: Insert desired region as shown.



STEP 3:

Insert prongs as shown and rotate clockwise to lock.



STEP 4:

Once secure you will hear the prongs "click" into place.



SPECIFICATIONS

Materials	Body Safe Silicone / ABS	Use Time	Up to 3 hours
Size	340 x 62mm	Max Noise Level	< 68 dB
Weight	Massager 670g / Adapter 110g	Interface	3 button control
Battery	2200 mAh		
Charging	3 hours		

WARRANTY

Warranty covers all defects in workmanship or materials under normal usage and care for a period of 12 months from the date of purchase.

Original proof-of-purchase is required to obtain warranty services. Do not attempt to repair your massager yourself. For any warranty inquiries or return information, email customerservice@lewandmassager.com.

Le Wand is not responsible for loss or damage of returned products.

DISPOSAL INFORMATION

Disposal of old electronic equipment (applicable in the EU and other European countries with separate waste collection systems):



The crossed-out dustbin symbol indicates that these items should not be treated as household waste, but rather brought to the appropriate collection point for recycling electrical and electronic equipment.

RADIO AND TELECOMMUNICATION TERMINAL EQUIPMENT (R&TTE)

Declaration of Conformity

Hereby, Le Wand declares that this Rechargeable Vibrating Massager is in compliance with essential requirements and other relevant provisions of Directive 1999/5/EC. A copy of the Declaration of conformity can be found at www.lewandmassager.com.

FCC STATEMENT

1. This device complies with Part 15 of the FCC Rules.

Operation is subject to the following two conditions:

(1) This device may not cause harmful interference, and

(2) This device must accept any interference received, including interference that may cause undesired operation.

2. Changes or modifications not expressly approved by the party responsible for compliance could void the user's authority to operate the equipment.

WARNINGS

This item is not to be used by persons (including children) with reduced physical, sensory, or mental capabilities. Any person who is unable to operate this product by themselves should not use this product. Any person who is pregnant, has a pacemaker, suffers from diabetes, phlebitis and/or thrombosis, who has an increased risk of developing blood clots, as pins, screws or artificial joints or other implanted medical devices should consult a medical professional before use. Do not use on skin that is swollen, inflamed, blistered or broken. Do not use on head, face, chest, stomach or osseous body parts.

This is not a medical device. No medical claims are warranted or implied by the use of this product. Do not use around chest or throat. If you experience any discomfort during use, discontinue use immediately and consult your health care professional.

le WAND

ACCESSORIES

TEXTURE COVERS *(sold separately)*

Le Wand Texture covers are multiuse, silicone accessories designed to provide varied sensations. The body-safe texture cover slips over the top of the wand, and can be used to stimulate any body part that feels pleasurable.



SPIRAL



DROPLET

Instructions for Use



1. Turn textured side to face out



2. Pull over the top of the wand



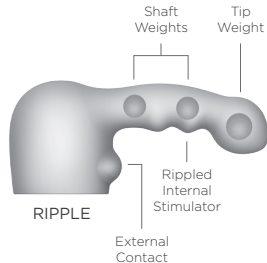
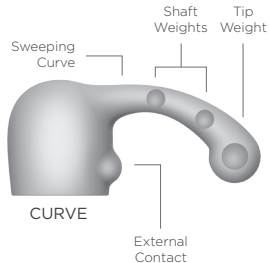
3. Best if used with water-based lubricant



4. After use, wash with mild soap and air dry

ATTACHMENT COVERS *(sold separately)*

Le Wand Weighted Silicone Attachments are designed to fit snugly over the head of your Le Wand Rechargeable Massager. The Silicone Attachment produces intense, targeted stimulation and an amazing feeling of fullness. Le Wand Attachments are made of body-safe, silky smooth silicone. They are nonporous and easy to clean.



Complete user instructions in additional languages and FAQ can be found at:
www.lewandmassager.com

Email us at
customerservice@lewandmassager.com
for any unanswered questions

Designed and Developed by
Le Wand™

Made in China
© 2019 Le Wand™

lewandmassager.com